

Push Connect Plastic Fittings



Tube	MPT	Male Run Tee - Tube x Tube x MPT	Male Branch Tee - Tube x Tube x MPT
1/4	1/8	APPCRTS-4A	APPCBTS-4A
1/4	1/4	APPCRTS-4B	APPCBTS-4B
1/4	3/8	APPCRTS-4C	APPCBTS-4C
5/16	1/8	APPCRTS-5A	APPCBTS-5A
5/16	1/4	APPCRTS-5B	APPCBTS-5B
5/16	3/8	APPCRTS-5C	APPCBTS-5C
3/8	1/8	APPCRTS-6A	APPCBTS-6A
3/8	1/4	APPCRTS-6B	APPCBTS-6B
3/8	3/8	APPCRTS-6C	APPCBTS-6C
3/8	1/2	APPCRTS-6D	APPCBTS-6D
1/2	1/4	APPCRTS-8B	APPCBTS-8B
1/2	3/8	APPCRTS-8C	APPCBTS-8C
1/2	1/2	APPCRTS-8D	APPCBTS-8D


Tube	MPT	Male Elbow 90° Long - Tube x MPT	Male Elbow 90° - Tube x MPT
1/4	1/8	APPC9MSL-4A	APPC9MS-4A
1/4	1/4	APPC9MSL-4B	APPC9MS-4B
1/4	3/8	APPC9MSL-4C	APPC9MS-4C
3/8	1/8	APPC9MSL-6A	APPC9MS-6A
3/8	1/4	APPC9MSL-6B	APPC9MS-6B
3/8	3/8	APPC9MSL-6C	APPC9MS-6C
3/8	1/2	APPC9MSL-6D	APPC9MS-6D
1/2	1/4	APPC9MSL-8B	APPC9MS-8B
1/2	3/8	APPC9MSL-8C	APPC9MS-8C
1/2	1/2	APPC9MSL-8D	APPC9MS-8D


Union "Y"	Part No.	Tube: 1 x 2 x 3
	APPCUYT-4	1/4 x 1/4 x 1/4
	APPCUYT-5	5/16 x 5/16 x 5/16
	APPCUYT-6	3/8 x 3/8 x 3/8
	APPCUYT-8	1/2 x 1/2 x 1/2


Male "Y"	Part No.	Tube x Tube x MPT
	APPCYM-4B	1/4 x 1/4 x 1/4
	APPCYM-4C	1/4 x 1/4 x 3/8
	APPCYM-6C	3/8 x 3/8 x 3/8
	APPCYM-6D	3/8 x 3/8 x 1/2
	APPCYM-8B	1/2 x 1/2 x 1/4
	APPCYM-8C	1/2 x 1/2 x 3/8
	APPCYM-8D	1/2 x 1/2 x 1/2


Application: Use with nylon or polyurethane tubing in compressed air
Working Pressure: 0 to 150 psi, reference to pressure on tube being used
Temperature Range: 0 ° to 60 °C (32 °F to 140 °F) depending on hose used
Recommended Assembly:
 Same as Brass Push Connects, see page 17
NB: 8 mm in place of 5/16"


Push Connect Plastic Fittings


In Line Hand	Part No.	MPT x MPT
	APPCBV-4-4	1/4 x 1/4
	APPCBV-6-4	3/8 x 1/4
	APPCBV-6-6	3/8 x 3/8
	APPCBV-8-6	1/2 x 3/8
	APPCBV-8-8	1/2 x 1/2


Control Valve	Part No.	Tube
	APPCIC-4	1/4
	APPCIC-6	3/8
	APPCIC-8	1/2


Union Elbow	Part No.	Tube
	APPCIC-4	1/4
	APPCIC-5	5/16
	APPCIC-6	3/8
	APPCIC-8	1/2

Union Tee	Part No.	Tube
	APPCUT-4	1/4
	APPCUT-5	5/16
	APPCUT-6	3/8
	APPCUT-8	1/2

Union Cross	Part No.	Tube
	APPCUC-4	1/4
	APPCUC-5	5/16
	APPCUC-6	3/8
	APPCUC-8	1/2

Flow Control Elbow 90°	Part No.	Tube x MPT
	APPC9FC-4A	1/4 x 1/8
	APPC9FC-4B	1/4 x 1/4
	APPC9FC-4V	1/4 x 3/8
	APPC9FC-6A	3/8 x 1/8
	APPC9FC-6B	3/8 x 1/4
	APPC9FC-6C	3/8 x 3/8
	APPC9FC-6D	3/8 x 1/2
	APPC9FC-8C	1/2 x 3/8
	APPC9FC-8D	1/2 x 1/2

Union Tube	Part No.	Tube x Tube
	APPCU-4-4	1/4 x 1/4
	APPCU-5-4	5/16 x 1/4
	APPCU-5-5	5/16 x 5/16
	APPCU-6-5	3/8 x 5/16
	APPCU-6-6	3/8 x 3/8
	APPCU-8-6	1/2 x 3/8
APPCU-8-8	1/2 x 1/2	

Reducer	Part No.	FTG x Tube
	APPCR-5-4	5/16 x 1/4
	APPCR-6-4	3/8 x 1/4
	APPCR-6-5	3/8 x 5/16
	APPCR-8-4	1/2 x 1/4
	APPCR-8-6	1/2 x 3/8